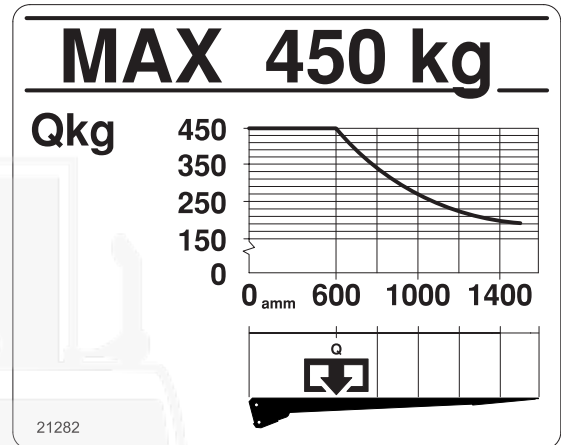
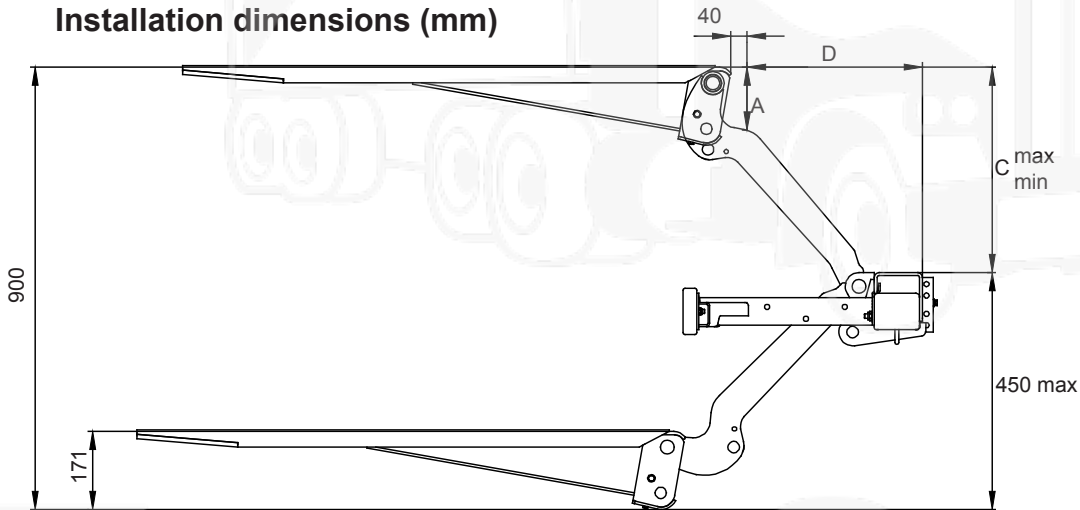


(110 bar)	12 volt	24 volt
Pump - Motor Unit	95 A	60 A
Magnet (hydraulic unit)	1,4 A	0,7 A
Magnet (electric safety valve)	1,5 A	0,75 A
Solenoid	1,8 A	0,9 A
Cable area:		
Control cable	1,5 mm ²	1,5 mm ²
Main cable 0-8m	35 mm ²	35 mm ²
Main cable 8-15m	35 mm ²	35 mm ²
Main cable <15m	-	35 mm ²
Power source:		
Min. capacity	140 Ah	110 Ah
Min. voltage	9 Volt	18 Volt


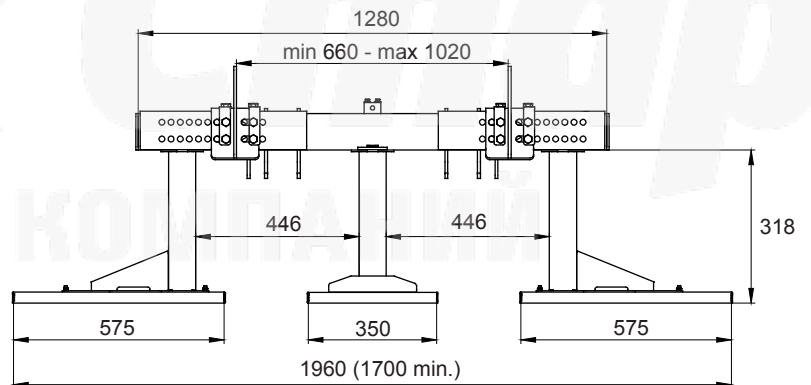
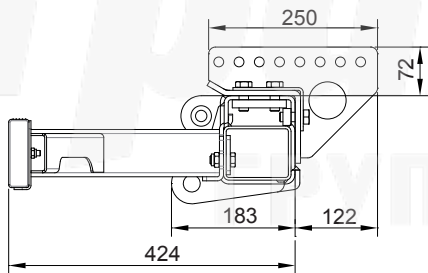
Loading diagram



Installation dimensions (mm)



C	A	D
450	136	384
400	126	444
350	115	490
300	104	526
250	96	554



ZEPRO



Трак Стар
ГРУППА КОМПАНИЙ